

KRSOLAR



60 CELLS

POLYCRYSTALLINE MODULE

260-280W

POWER OUTPUT RANGE

17.10%

MAXIMUM EFFICIENCY

0~+5W

POSITIVE POWER TOLERANCE



Our most versatile product

- Compatible with all major BOS components and system designs
- 1500V UL/1500V IEC certified



Maximize Limited Space

- 60-cell module power output up to 280W
- Up to 171 W/m² power density



Highly reliable due to stringent quality control

- Over 30 in-house tests (UV, TC, HF, and many more)
- In-house testing goes well beyond certification requirements
- PID resistant
- 100% EL double inspection



Certified to withstand the most challenging environmental conditions

- 2400 Pa wind load
- 5400 Pa snow load
- 35 mm hail stones at 97 km/h

Comprehensive Products And System Certificates

IEC61215/IEC61730/UL1703/IEC61701/IEC62716

ISO 9001: Quality Management System

ISO 14001: Environmental Management System

ISO14064: Greenhouse gases Emissions Verification

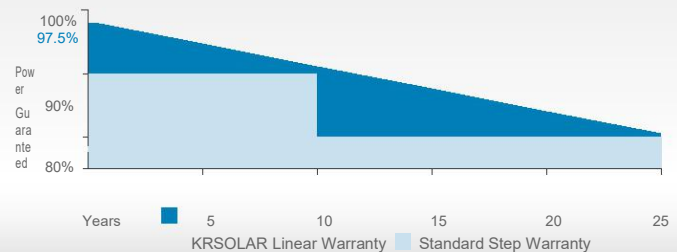
OHSAS 18001: Occupation Health and Safety

Management System



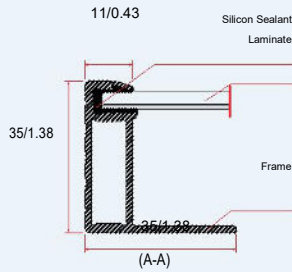
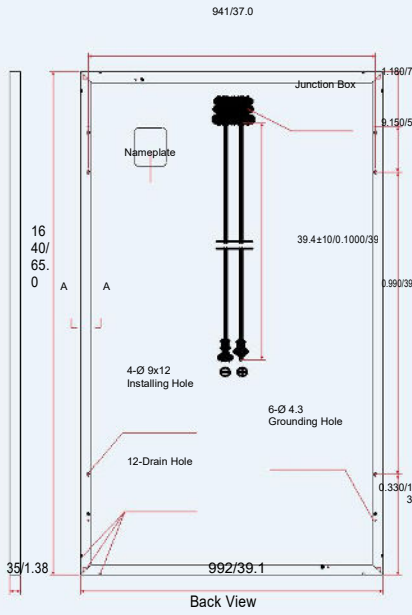
LINEAR PERFORMANCE WARRANTY

10 Year Product Warranty -- 25 Year Linear Power Warranty

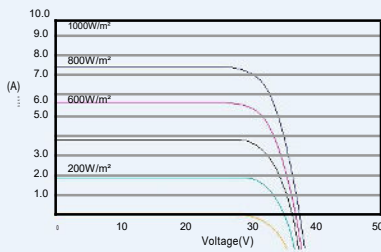


PRODUCTS	POWER RANGE
KRP 60 SERIES	260-280W

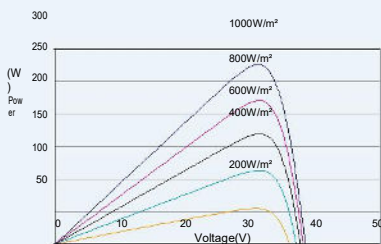
DIMENSIONS OF PV MODULE (mm/inches)



I-V CURVES OF PV MODULE (280W)



P-V CURVES OF PV MODULE (280W)



ELECTRICAL DATA (STC)

Parameter	260	265	270	275	280
Peak Power Watts- P_{MAX} (Wp)*	260	265	270	275	280
Power Output Tolerance- P_{MAX} (W)	0 ~ +5w				
Maximum Power Voltage- V_{MPP} (V)	30.56	30.71	30.90	31.10	31.40
Maximum Power Current- I_{MPP} (A)	8.51	8.63	8.75	8.84	8.92
Open Circuit Voltage- V_{OC} (V)	37.22	37.46	37.7	38.5	38.7
Short Circuit Current- I_{SC} (A)	9.23	9.37	9.50	9.64	9.77
Module Efficiency (%)	15.98	16.28	16.58	16.8	17.1

STC Condition Irradiance level 1,000W/m², Spectrum AM1.5 and Cell Temperature 25°C

MECHANICAL DATA

Solar Cells	Multicrystalline 156. × 156 mm (6 inches)
Cell Orientation	60 cells (6 × 10)
Module Dimensions	1640 × 992 × 35 mm (65.0 × 39.1 × 1.38 inches)
Weight	18.6 kg (41.0 lb)
Glass	3.2 mm (0.13 inches), High Transmission, AR Coated Tempered Glass
Backsheet	White (PD05.08); Black (PD05.05)
Frame	Black Anodized Aluminum Alloy (PD05.08, PD05.05)
J-Box	IP 67 or IP 68 rated
Cables	Photovoltaic Technology Cable 4.0mm ² (0.006 inches ²), 1000 mm (39.4 inches)
Connector	MC4 or Amphenol H4/UTX
Fire Type	Type 1 or Type 2

TEMPERATURE RATINGS

NOCT (Nominal Operating Cell Temperature)	44°C (±2°C)
Temperature Coefficient of P_{MAX}	- 0.41%/°C
Temperature Coefficient of V_{OC}	- 0.32%/°C
Temperature Coefficient of I_{SC}	0.05%/°C

MAXIMUM RATINGS

Operational Temperature	-40~+85°C
Maximum System Voltage	1500V DC (IEC) 1500V DC (UL)
Max Series Fuse Rating	25A

(DO NOT connect Fuse in Combiner Box with two or more strings in parallel connection)

WARRANTY

10 year Product Workmanship Warranty

25 year Linear Power Warranty

(Please refer to product warranty for details)

PACKAGING CONFIGURATION

Modules per box: 26 pieces

Modules per 40' container: 784 pieces